

LED LIGHTING

TL2.. Series – LED lighting fixture – Copper-free aluminium



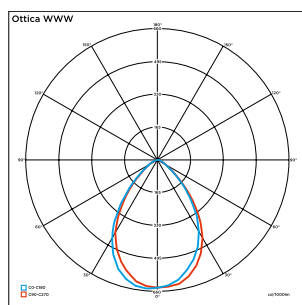
- Complete range of lighting fixtures manufactured of copper-free aluminium and tempered glass; provided with AISI316L stainless steel hardware and screws.
- TL2 Series can mount different lens over LEDs to be suitable for many applications: floodlights, wellglass lighting fixtures, linear lighting fixtures.
- Increased LED lifetime: up to 100.000 hours of maintenance free operation, with a luminous flux that reaches up to 50.220 lm.
- Provided with overvoltage protection system, flicker free and dimmable.

TECHNICAL FEATURES

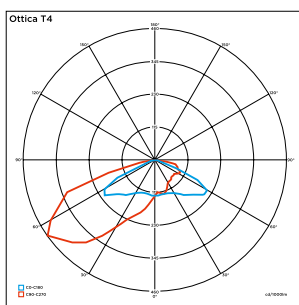
Material	Copper-free aluminium and tempered glass
IP rating	IP66
Ambient temperature range	-40 °C to + 55 °C
Approval	FIDI 20ATEX0010X/FIDI 20ATEX0011X FIDI 20.0002X/RU C-IT.BH02.B.00616/20
Markings	II 2 D Ex tb IIIA T80°C Db II 3 G Ex ec IIC T3 Gc II 3 D Ex tc IIIB T80°C Dc Standards compliance IEC/EN 60079-0, IEC/EN 60079-7/A1, and EN 60079-31
Zones	Gas Zone: 2 Dust Zone: 21, 22
Rated voltage	220-240 VAC (+/-10%)
Frequency	50-60 Hz
Flux	Up to 50.220 lm
Colour rendering index	70 CRI
Colour temperature	4.000/5.700 K
Power factor	cos φ \geq 0,95
Surge protection	6 kV
Driver	Electronic - Equipped with thermal guard protection to prevent overtemperature
LED Lifetime (L90B10) Ta +25°C	> 100.000 h – L90 according to IES LM-80-08
Hardware and screws	AISI316 stainless steel
Coating	Epoxy - Blue colour (RAL5014) - Other colours upon request
Entries	n°4 entries Ø 20mm
Through wiring	Loop-in/Loop-out
Plug	n° 1 x M20 brass nickel chromed (gasket + M20 lock nut included)
Accessories on request	AISI316L stainless steel pole mounting kit 2"; Brass Nicr/AISI316L stainless steel cable glands for armoured/unarmoured cable (seal gasket + set of seal + M20 lock nut included); Shroud for cable gland; Brass nickel chromed plug M20 (gasket + M20 lock nut included)

Photometric curves - TL2 Series

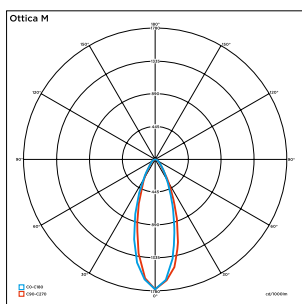
The same chassis with different lens over LEDs will make this lighting fixture suitable for many different applications: floodlight, streetlight, linear and wellglass lighting fixtures.



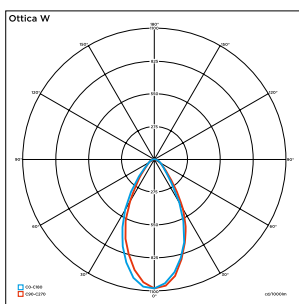
Wellglass/Linear



Streetlight



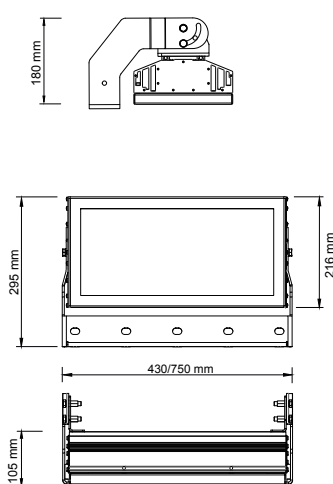
Floodlight wide beam



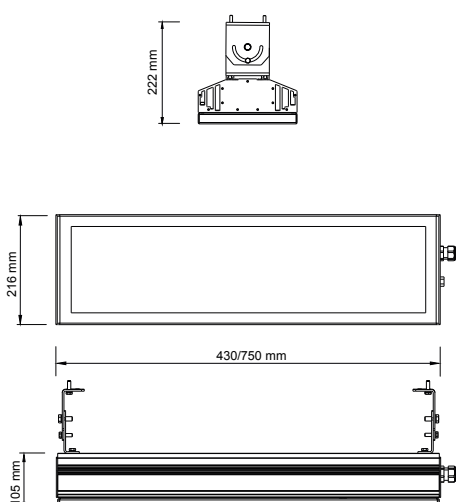
Floodlight narrow beam

Dimensions

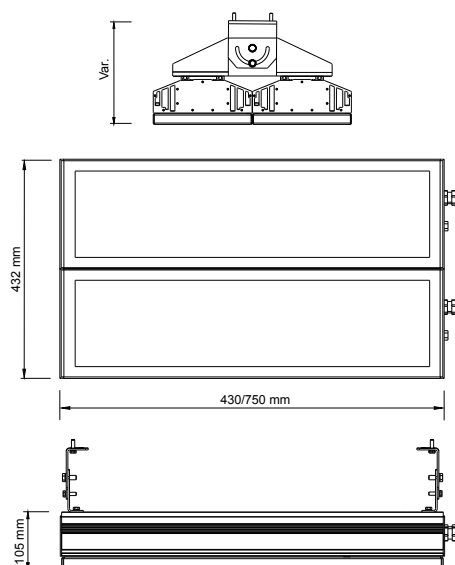
Pole/Wall mounting



Single module -
Ceiling mounting



Double module -
Ceiling mounting



TL2 Series – Linear/Wellglass lighting fixtures

TYPE	CODE	LAMP [W]	LUMEN [lm]	LUM. EFF. [lm/W]	N°LED/ma	DIMENSIONS [mm]			Weight [Kg.]
						Length [mm]	Height [mm]	Width [mm]	
TL2-LL-06	A0260354000001	35	5.640	161	16/350	430	216	105	8
TL2-LL-13	A0260794000001	79	12.940	164	40/320	430	216	105	8
TL2-WG-16	A0361144000001	114	16.120	141	24/700	430	216	105	8
TL2-WG-25	A0361724000001	172	25.110	146	40/650	750	216	105	17
TL2-WG-50	A0363444000001	344	50.220	146	[40/650]*2	750	432	105	35

TL2 Series – Streetlight

TYPE	CODE	LAMP [W]	LUMEN [lm]	LUM. EFF. [lm/W]	N°LED/ma	DIMENSIONS [mm]			Weight [Kg.]
						Length [mm]	Height [mm]	Width [mm]	
TL2-SL-06	A0560354000001	35	5.640	161	16/350	430	216	105	8
TL2-SL-13	A0560794000001	79	12.940	164	40/320	430	216	105	8
TL2-SL-16	A0561144000001	114	16.120	141	24/700	430	216	105	8
TL2-SL-25	A0561724000001	172	25.110	146	40/650	750	216	105	17
TL2-SL-50	A0563444000001	344	50.220	146	[40/650]*2	750	432	105	35

TL2 Series – Floodlight wide beam

TYPE	CODE	LAMP [W]	LUMEN [lm]	LUM. EFF. [lm/W]	N°LED/ma	DIMENSIONS [mm]			Weight [Kg.]
						Length [mm]	Height [mm]	Width [mm]	
TL2-FW-06	A0160354000001	35	5.640	161	16/350	430	216	105	8
TL2-FW-13	A0160794000001	79	12.940	164	40/320	430	216	105	8
TL2-FW-16	A0161144000001	114	16.120	141	24/700	430	216	105	8
TL2-FW-25	A0161724000001	172	25.110	146	40/650	750	216	105	17
TL2-FW-50	A0163444000001	344	50.220	146	[40/650]*2	750	432	105	35

TL2 Series – Floodlight narrow beam

TYPE	CODE	LAMP [W]	LUMEN [lm]	LUM. EFF. [lm/W]	N°LED/ma	DIMENSIONS [mm]			Weight [Kg.]
						Length [mm]	Height [mm]	Width [mm]	
TL2-FN-06	A0160354000002	35	5.640	161	16/350	430	216	105	8
TL2-FN-13	A0160794000002	79	12.940	164	40/320	430	216	105	8
TL2-FN-16	A0161144000002	114	16.120	141	24/700	430	216	105	8
TL2-FN-25	A0161724000002	172	25.110	146	40/650	750	216	105	17
TL2-FN-50	A0163444000002	344	50.220	146	[40/650]*2	750	432	105	35

Note: TL2 Series (linear/wellglass; streetlight, floodlight wide/narrow beam) is available also for weatherproof application. Contact our sales dept. for more information

