

LED LIGHTING


FL-LED.. Series - Floodlight - Copper free aluminium



LED FL.. floodlights have been design for street and sidewalk lighting.

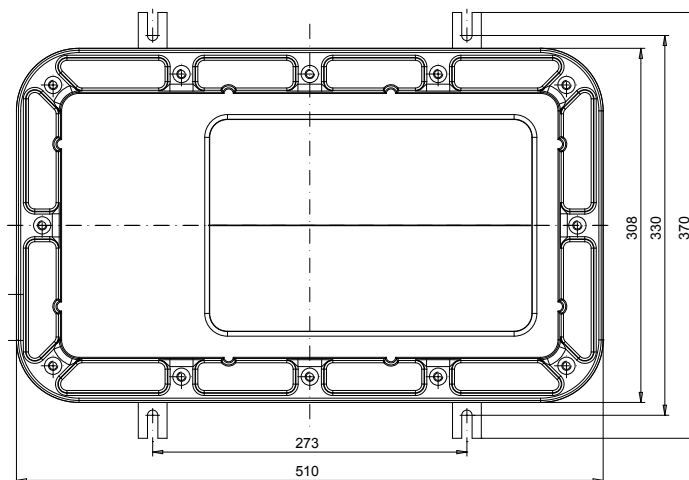
Due to the body made of aluminium with low content of copper and tempered glass, these floodlights have an excellent corrosion resistance.

TECHNICAL FEATURES

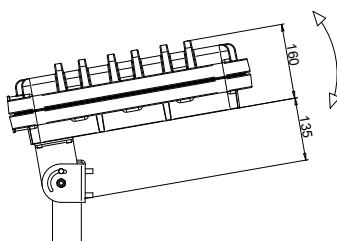
Material	Aluminium with low content of copper
IP rating	IP66
Ambient temperature range	-50°C to +55°C
Approvals	Certified 00ATEX0023X (standard)/Certified 01ATEX0059 (battery pack) IECEX INE 16.0038X TR CU (marking upon request, ordering code to be required)
Marking	Standard: II 2 GD Ex d IIB+H2 T6 Gb Ex tb IIIC T85°C Db IP66 Battery pack: II 2 GD Ex d IIC T6 Gb Ex tb IIIC T85°C Db IP66
Gaskets	Gasket made of Nitrile Rubber (NBR) on flat joint
Entries	Suitable for LOOP-IN LOOP-OUT UP TO 4mm ²
Included accessories	AISI 316 L Stainless steel external hardware and screws
Lamps	Included
Rated operation voltage (UE)	110V/264V (standard version) 220V/240V (emergency version)
Frequency	50/60Hz
Accessories	Ceiling mounting : N° 1 brass nickel chrome plated plug + N° 1 brass nickel chrome plated cable gland PNA type c/w set of inner seals Pole mounting : N°1 brass nickel chrome plated cable gland PNA type c/w set of inner seals Adjustable mounting bracket: : N°1 brass nickel chrome plated cable gland PNA type c/w set of inner seals Upon request: protection guard
Operating principles	FL.. floodlight for emergency service : 180 minutes; with constant flux 650 lm (other emergency duration available upon request)
Photometric light curves	

Dimension FL -LED - Standard version 10W/30W/60W/95W

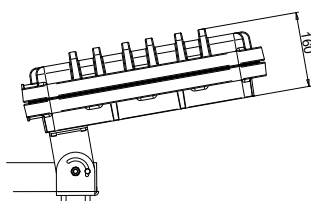
Front view/
ceiling mounting



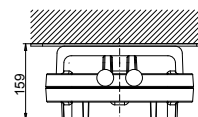
Straight
bracket



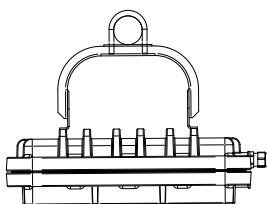
Curved bracket



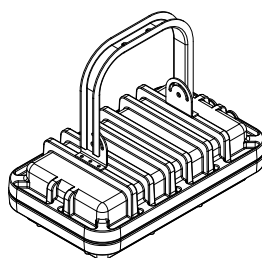
Ceiling/direct
wall mounting



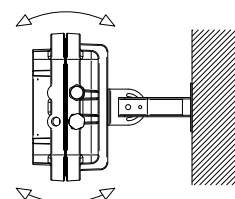
Adjustable pipe



Adjustable pendant



Adjustable wall



LED FL.. Floodlights - Standard version (Ceiling/Direct wall mounting)

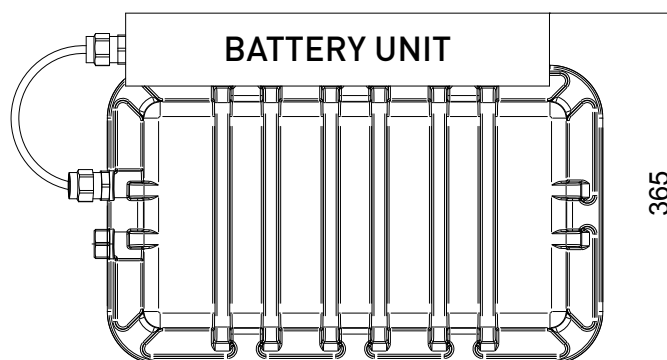
TYPE	CODE	LAMP [W]	VOLTAGE	FREQUENCY	AMBIENT TEMPERATURE
FL-LED 30	A010195021112	95W	110/264V	50/60HZ	(-50°C;+55°C)
FL-LED 30	A010160021112	60W	110/264V	50/60HZ	(-50°C;+55°C)
FL-LED 30	A010130021112	30W	110/264V	50/60HZ	(-50°C;+55°C)
FL-LED 30	A010110021112	10W	110/264V	50/60HZ	(-50°C;+55°C)

LED FL.. Coventional efficiency comparison table

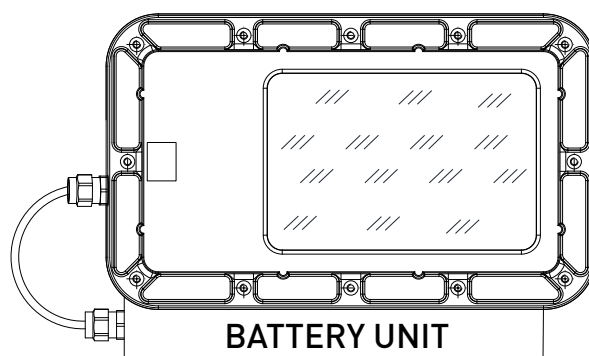
LED ->	FLUORESCENT ->	HID
FL-LED 30 W	2X18 W	50 W HPSV/80W HPMV
FL-LED 60 W	2X36 W	100 W HPSV/125 HPMV
FL-LED 95 W	2X58 W	150 W HPSV/250 HPMV

Dimension FL..LED – Emergency version

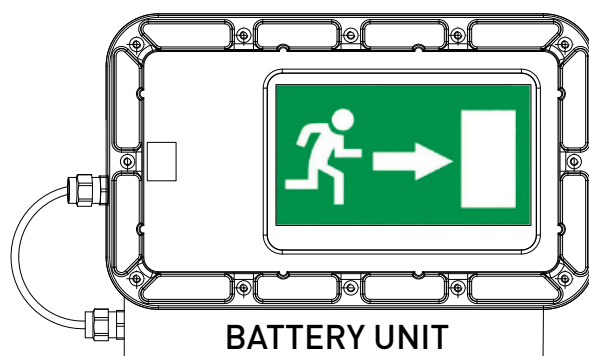
Top view



Front view



EXIT version



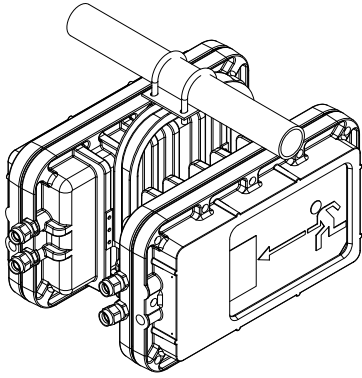
LED FL.. Floodlights – Emergency version/3 hours duration with 650 lm output in emergency

TYPE	CODE	LAMP [W]	VOLTAGE	FREQUENCY	AMBIENT TEMPERATURE
FL-LED 30	A010295111122	95W	220/240V	50/60HZ	(-50°C,+55°C)
FL-LED 30	A010260111122	60W	220/240V	50/60HZ	(-50°C,+55°C)
FL-LED 30	A010230111122	30W	220/240V	50/60HZ	(-50°C,+55°C)
FL-LED 30	A010210111122	10W	220/240V	50/60HZ	(-50°C,+55°C)
FL-LED 30 (DOUBLE SIDE)	A010410111122	2X10W	220/240V	50/60HZ	(-50°C,+55°C)

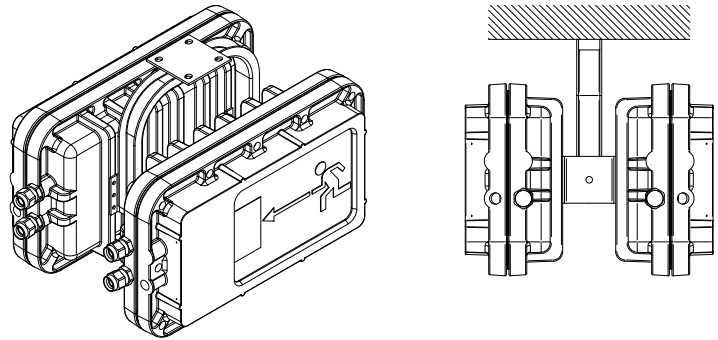
Note: 1300 lm available in emergency condition (upon request)

FL-LED 30 (double side for emergency exit application)

Pipe/pendant mounting

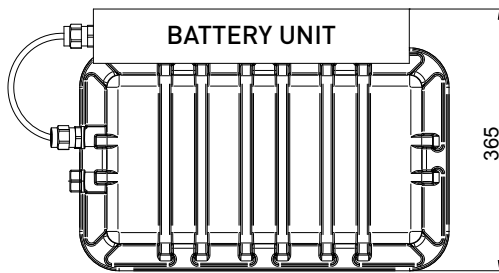


Ceiling mounting



Top view of the emergency floodlight version

650lm/EMERGENCY



1300lm/EMERGENCY

