

# 37 CONTACTS

**U MAX**  
230 V AC  
230 V DC

10 A

## CONNECTORS MULTICONTACTS DXN37C

GRP  
VERSION  
AVAILABLE  
SOON

INSTRUCTIONS FOR USE



MARECHAL ELECTRIC FRANCE

Ex II 2 G D Ex eb IIC T\* Gb

Ex tb IIIC T\* Db

\*-40 °C ≤ Ta ≤ +40 °C : T6 T56°C

\*-40 °C ≤ Ta ≤ +55 °C : T5 T76°C

IECEx LCIE 14.0038X/LCIE 07 ATEX 6071X

MARECHAL ELECTRIC FRANCE

Ex II 2 G D Ex ia/ib IIC T6 Gb

Ex tb IIIC T\* Db

\*-40 °C ≤ Ta ≤ +40 °C : T56°C

\*-40 °C ≤ Ta ≤ +55 °C : T76°C

IECEx LCIE 14.0038X/LCIE 07 ATEX 6071X



IP66  
IP67



1-2,5 mm²



METAL



IK09



-40 °C  
+55 °C



ATEX



1, 2,  
21, 22

### OTHER FEATURES

Rated current (with wiring according to standard)

4-20 mA/10 A

Terminals wiring

crimping

Flexible wiring (min.-max.).

1-2,5 mm²

### STANDARDS

International and European  
IEC/EN standards

60079-0, 60079-7, 60079-31

Protection mode

e, tb  
ia/ib, tb (consult us)



## REFERENCES AND ACCESSORIES

### WALL MOUNTING socket female DXN37C



Input	Cable outer Ø	Reference
M32	12-21 mm	36C000332M
M40	16-27 mm	36C0003

### PLUG male DXN37C



Input	Cable outer Ø	Reference
M32	12-21 mm	36C100332M
M40	16-27 mm	36C1003



Locking position  
connected or  
disconnected by  
lockable shaft.

Other accessories  
on request.

### INCLINED SOCKET FEMALE DXN37C



Reference  
36C7003

### INCLINED APPLIANCE inlet male DXN37C



Reference  
36C9003

### COUPLER SOCKET female DXN37C



Input	Cable outer Ø	Reference
M32	12-21 mm	36C300332M
M40	16-27 mm	36C3003

### INCLINED APPLIANCE inlet DXN37C



Input	Cable outer Ø	Reference
M32	12-21 mm	36C600332M
M40	16-27 mm	36C6003

Each product is  
supplied with 3 bags of  
13 contacts depending  
on the maximum  
configuration.  
This allows you to set  
up the product to suit  
your needs.  
Delivered with  
padlocking shaft.

### INFOS +

Leaving 2 contacts unused can give  
9 different keying positions (on socket-outlet  
side or mobile plug side) using the two  
specific stopping plugs supplied.

### SPARE PARTS

### Reference

#### BAG OF 13 FEMALES CONTACTS (INCL. END SLEEVES AND INSULATION SLEEVES)



01AA213

#### BAG OF 13 MALES CONTACTS (INCL. END SLEEVES AND INSULATION SLEEVES)



61CA113

#### REMOVAL KEY



61CA593

### SPARE PARTS

### Reference

#### CRIMPING TOOL



61CA500

#### HELAVIA SLEEVE EXPANSION TOOL



61CA400

#### BAG OF 13 HEAT SHRINK INSULATION SLEEVES

61CA083

#### INLET CAP IP66/IP67



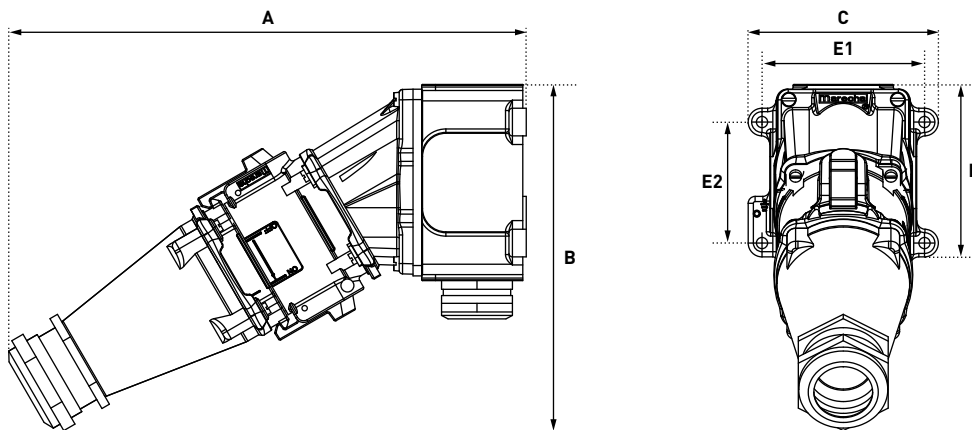
313A426

# DRAWINGS AND DIMENSIONS



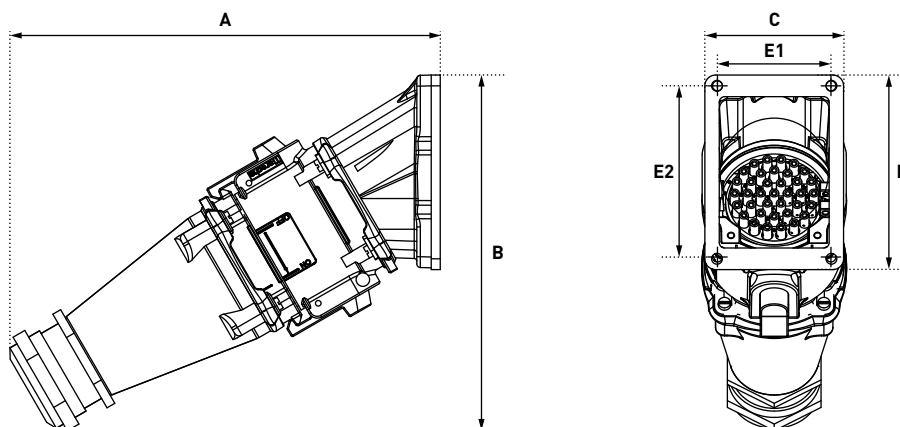
DOWNLOAD  
THE DRAWINGS  
ON OUR WEBSITE  
[marechal.com](http://marechal.com)

## PLUG ON 30° WALL MOUNTED SOCKET-OUTLET



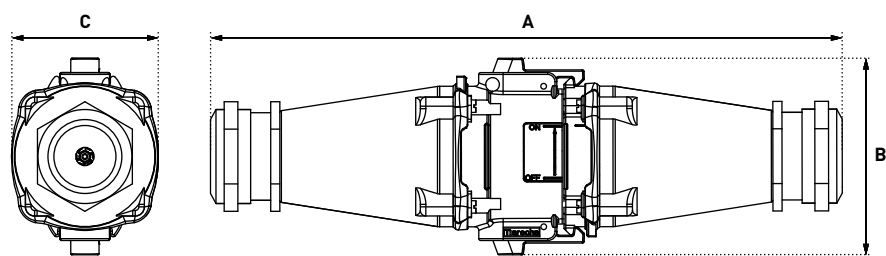
A	B	C	D	E1	E2
299	200	110	114	94	70

## PLUG ON 30° INCLINED SOCKET-OUTLET



A	B	C	D	E1	E2
239	197	77	107	63	95

COUPLER



A	B	C
346	108	80

