

DS DECONTACTOR is a compact and waterproof plug and socket-outlet with integral switch for industrial purposes.

DS DECONTACTOR complies with the following regulations and standards(a) :

European Directives Low Voltage and RoHS (affixing of CE marking), REACH European Regulation, standards IEC/EN 60309-1, IEC/EN 60309-4, IEC/EN 60947-3 (dealing with the load breaking capacities AC-22 and AC-23), UL 1682, UL 2682 (USA), CSA C22.2 N° 182.1-07 (Canada), GB/T 11918.1 (China).

DS DECONTACTOR is certified by the following certification bodies:

LCIE (France), UL (USA), SAA (Australia), VDE (Germany), TR CU (Russia), CSA (Canada), CQC (China), Bureau Veritas Marine (DS9 only).



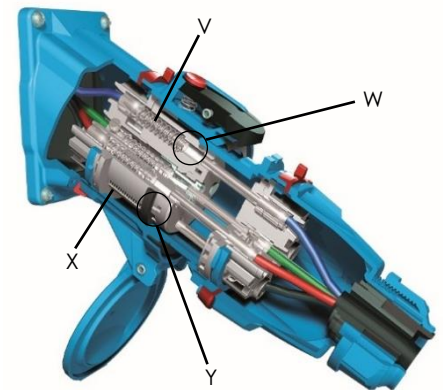
The use of DS DECONTACTOR facilitates the compliance with:

- electrical machinery to the "Machinery" European Directive on isolating device, and to standard EN 60204-1 : Safety of machinery-electrical equipment of machines
- electrical installation:

* to national regulations relating to the improvement of the safety and health of workers at work in France, Italy, Spain, Belgium,


* to installation standards : IEC 60364 (international), HD 60364 (European), NFPA 70 (USA) and NF C 15-100 (French) or other national transposition of IEC/HD 60364.

General information	DS6	DS9
(b) I_n	90 A	150 A
U_{max} (V AC/V DC)	1 000/1 500	1 000/1 500
(c) Frequency (Hz)	≤ 500	≤ 500
(d) Number of contacts	4P+E	4P+E
(e) Number of keying positions	24	24
Connection (min - max): mm ²		
Flexible conductors (Cu): main contacts	10 - 25	25 - 70
Rigid/stranded conductors (Cu): main contacts	10 - 35	25 - 95
Tightening torque - main contacts	4 Nm	9 Nm
Wiring lugs	Option	Option
Icc: conditional short circuit current (kA)		
with gG fuse	10 kA	10 kA
with RK1 NTD fuse	100 kA	100 kA
Auxiliaries / pilots contacts		
I_n	5 A	10 A
U_{max} (V AC/V DC)	500 V	400 V
(f) Number of auxiliaries / pilots contacts	4 aux	6 aux
Connection (min - max): mm ²		
Flexible wiring	2.2	2.2
Tightening torque		Pre-wired
Used as connector according to IEC/EN 61984: In	90 A	150 A
U_{max}	1000 V AC	1000 V AC
	1500 V DC	1500 VDC
Breaking as plug and socket-outlet according to IEC/EN 60309-1	63 - 1 000	125 - 1 000
(g) I_n (A) / U_{max} (V AC)	90 - 690	150 - 690
Breaking as switch according to IEC/EN 60947-3		
(g) Category AC-22A: I_n (A) - U_{max} (V AC)	63 - 690	150 - 600
(g) Category AC-23A: I_n (A) - U_{max} (V AC)	90 - 400	100 - 440
Breaking as plug and socket-outlet according to UL 2682		
Power: HP	50	75
Increase of DC load-breaking capacity (contacts in series)	Option	Option
Number of operations		
According to IEC/EN 60309-1 : $\cos(\Phi)$ 0,7	2 000	500
According to UL 2682 : $\cos(\Phi)$ 0,75	6 000	6 000
Isolating distance	17 mm	18 mm
Thermal features		
Temperature of use mini/maxi (°C)	-40/+60 °C	-40/+60 °C
Storage temperature mini/max: (°C)	-40/+80 °C	-40/+80 °C
Maximal temperature rise (Kmax)	37 K	33 K
Time constant (to reach 63 % of Kmax)	26 mn	42 mn



V : Contact spring
X : Ejection spring


W : Arc chamber
Y : Ejection ring



Contacts with silver nickel alloy tips (Ag/Ni : 85/15)



Spring assisted terminal:
Stainless steel ring



Contacts in series

Mechanical features

	DS6	DS9
(h) IP: connected device	Metal enclosure IP66/IP67/IP69 Insulating enclosure IP66/IP67/IP69	
(h) IP: lid/cap closed		
	Metal enclosure IP66/IP67/IP69 Insulating enclosure IP66/IP67/IP69	
(h) IP: socket-outlet with lid/cap opened		IP4X - Safety shutter
(i) IK		
	Metal enclosure IK09 Insulating enclosure IK09	IK10 IK09
Retaining/releasing device		Red release button
(i) Casing		
	Metallic Aluminium alloy Insulating GRP (poly) Standard color MARECHAL® Blue Other colors On request	
Vibrations resistance	✓	✓
Resistance to chemical agents		
	Metal enclosure ✓ Insulating enclosure ✓	Contact us f1
Protection against UV (according to UL 746C or equivalent)		Contact us
Salt mist resistance		> 50 000 h
	Metal enclosure Contact us Insulating enclosure > 50 000 h	Stainless steel
Screws and bolts		0.70 kg 1.40 kg
Weight of inlet without accessory (≈)		1.20 kg 2.30 kg
Weight of socket-outlet without accessory (≈)		

Main options

Socket-outlet opening up to 180°	Included	Included
Self-returning lid	IP40	IP40
Inlet cap	IP66/IP67	IP66/IP67
Self-returning inlet lid	IP55	
Locking / padlocking	✓	✓
Screw locking		✓
Automatic self-ejection	✓	✓ (k)
Larger release button ("STOP")		
	Metal enclosure ✓ Insulating enclosure ✓	Included ✓
Finger draw plates	✓	✓
(i) Electromagnetic compatibility (EMC)	✓	✓

Mounting accessories

Poly sleeve: angle (°)	30/70	30
Metal sleeve: angle (°)	0/30/70	0/30/70
Poly box: angle (°)	30	
Metal box: angle (°)	20	
Poly box + poly sleeve: angle (°)	70	
Metal box + poly sleeve: angle (°)	30	30
Metal box + metal sleeve: angle (°)	0/30/70	0/30/70
Poly straight handle with built-in cable gland: range take (mm)	13 - 35	
Elastomer straight handle with built-in cable gland: range take (mm)		18 - 49
Threaded poly straight handle	M32 - M50	M50 - M63
Threaded metal straight handle	M25 - M50	M32 - M63
Poly straight handle + separated poly cable gland: range take (mm)	14 - 38	14 - 48
Metal straight handle + separated metal cable gland: range take (mm)	8 - 44	15 - 48

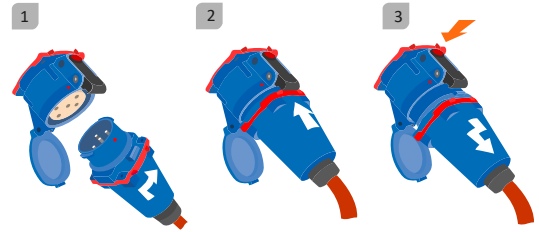
Spare parts

Inlet or socket-outlet interior moulding	✓	✓
Inlet or socket-outlet contacts	✓	✓
Inlet or socket-outlet colored gasket	✓	✓
Inlet or socket-outlet casing	✓	✓
Socket-outlet casing gasket	✓	✓

Catalog: [Web link](#)

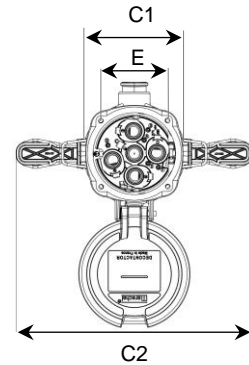
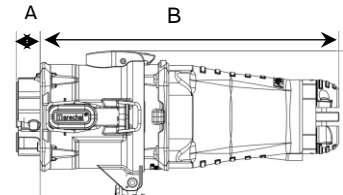
[Click !](#)

[Click !](#)



Dimensions

mm	DS6		DS9	
	GRP	Metal	GRP	Metal
A	25	25	27	27
B	207	241	313	299
C1	98	98	126	140
C2			322	322
E	66	66	81	81




Finger draw plates



Locking pin for 2 padlocks

Poly straight handle with built-in cable gland



5 sizes gasket

- (a) European Regulation REACH: registration, evaluation, authorisation and restriction of chemicals
IEC/EN 60309-1 : "Plugs, socket-outlets and couplers for industrial purposes – Part 1: General requirements"
IEC/EN 60309-4 : "Plugs, socket-outlets and couplers for industrial purposes – Part 4: Switched socket-outlets and connectors with or without interlock"
IEC/EN 60947-3 : "Low-voltage switchgear and controlgear – Part 3: Switches, disconnectors, switch-disconnectors and fuse-combination units"
IEC/EN 61984 : "Connectors – Safety requirements and tests"
UL 1682 : "Plugs, Receptacles, and Cable Connectors of the Pin and Sleeve Type"
UL 2682 : "Outline of Investigation for Switch-Rated Plugs and Receptacles"
CSA C22,2 No 182,1-07 : "Plugs, Receptacles, and Cable Connectors of the Pin and Sleeve Type"
GB/T 11918.1 : "Plugs, socket-outlets and couplers for industrial purposes – Part 1: General requirements"
- (b) In : Rated current as defined by the manufacturer
(c) Other frequency: contact us
(d) Contacts with silver-nickel tips (Ag/Ni 85/15)
(e) Number of voltage / frequency / grid, keying positions
(f) Auxiliaries contacts are located on the plug and socket-outlet sides. Pilot contacts are only located on the socket-outlet side.
(g) For direct current applications : contact us
(h) IP : Degrees of protection provided by enclosures (IEC/EN 60529)
(i) IK : Degrees of protection provided by enclosures against mechanical impacts (IEC/EN 62262)
(j) GRP : Glass-reinforced technical plastic
(k) Option available for metal version only
(l) CEM option : for metal enclosure only