

DS2 DECONTACTOR™ is a compact and waterproof plug and socket-outlet with integral switch for industrial purposes.
DS4 is a high power connector.

DS2 DECONTACTOR™ and DS4 comply with the following regulations and standards(a) :

European Directives Low Voltage and RoHS (affixing of CE marking), REACH European Regulation.

DS2 complies with IEC/EN 60309-1, IEC/EN 60309-4, IEC/EN 60947-3 (dealing with the load breaking capacities AC-22 and AC-23), UL 1682, UL 2682 (USA), CSA C22.2 N° 182.1-07 (Canada) standards, MIL-S-901D (sea military specifications), GB/T 11918.1, GB/T 11918.2 (China).

DS2 DECONTACTOR™ is certified by the following certification bodies:

LCIE (France), UL (USA), SAA (Australia), TR CU (Russia), CSA (Canada), Bureau Veritas Marine, MIL-S-901D (Military), Intertek-RETIE (Colombia), CQC (China), SGBC (Singapore).

The use of DS2 DECONTACTOR™ facilitates the compliance with:

- electrical machinery to the "Machinery" European Directive on isolating device, and to standard EN 60204-1 : Safety of machinery-electrical equipment of machines
- electrical installation:

* to national regulations relating to the improvement of the safety and health of workers at work in France, Italy, Spain, Belgium,

* to installation standards : IEC 60364 (international), HD 60364 (European), NFPA 70 (USA) and NF C 15-100 (French) or other national transposition of IEC/HD 60364.




General information		DS2	DS4
(b)	I _n	250 A	400 A
	U _{max} (V AC/V DC)	1000/1500	1000/1500
(c)	Frequency max. (Hz)	500 Hz	500 Hz
(d)	Number of contacts	4P+E	3P+E
(e)	Number of keying positions	12	12
	Connection (min - max): mm ²		
	Flexible conductors (Cu): main contacts	70 - 95	95 - 150
	Rigid/stranded conductors (Cu): main contacts	70 - 120	95 - 185
	Tightening torque - main contacts (Nm)	15 N.m	10 N.m
	Wiring lugs	Option	Option
	Icc: conditional short circuit current (kA)		
	with gG fuse	10 kA	
	with RK1 NTD fuse	10 kA	
Auxiliaries / pilots contacts			
	I _n (A)	5 A	5 A
	U _{max} (V AC/V DC)	400 V	400 V
(f)	Number of auxiliaries / pilots contacts	6 aux	2 pil
	Connection (min - max): mm ²		
	Flexible wiring	2.2 mm ²	2.2 mm ²
	Tightening torque (Nm)	0.8 N.m	0.8 N.m
Emploi comme connecteur selon IEC/EN 61984: In		250 A	400 A
	U _{max}	1000 V AC	1000 V AC
		1500 V DC	1500 V DC
Breaking as plug and socket-outlet according to IEC/EN 60309-1			
(g)	I _n (A) / U _{max} (V AC)	250 - 600	
Other breaking as switch according to IEC/EN 60947-3			
(g)	Category AC-22A : I _n (A) - U _{max} (V AC)	250 - 400	
(g)	Category AC-23A : I _n (A) - U _{max} (V AC)	160 - 440	
Breaking as plug and socket-outlet according to UL 2682			
	Power (240 VAC - 3Ø)	100 hp	
Increase of DC load-breaking capacity (contacts in series)		Option	
Number of operations			
	According to IEC/EN 60309-1 : Cos(Φ) 0,6	250	
	According to UL 2682 : Cos(Φ) 0,75	6000	
	Mechanical	6000	500
Isolating distance (mm)		20 mm	
Thermal features			
	Temperature of use mini/maxi (°C)	-40/+60°C	-40/+60°C
	Storage temperature mini/max: (°C)	-40/+80 °C	-40/+80 °C

DS2




DS4



V : Contact spring
X : Ejection spring

W : Arc chamber
Y : Ejection ring



Contacts with silver nickel alloy tips (Ag/Ni : 85/15)



DS2: Elastic tightening terminal



DS4: Cage terminal

Mechanical features		DS2	DS4
(h)	Watertightness : connected device	IP66/IP67	IP66/IP67
(h)	Watertightness: lid/cap closed	IP66/IP67	IP66/IP67
(h)	Watertightness : socket-outlet with lid/cap opened	IP3X - Safety shutter	IP2X
(i)	IK	IK10	IK10
	Retaining/releasing device	Release button	
	Casing	Copper free aluminum	
	Standard color	MARECHAL® Blue	Grey
	Other colors	On request	
	Vibrations resistance	✓	✓
	Resistance to chemical agents	✓	✓
	Protection against UV (according to UL 746C or equivalent)	NA	NA
	Salt mist resistance	Contact us	
	Screws and bolts	Stainless steel	
	Weight of inlet without accessory (≈)	2.2 kg	3.4 kg
	Weight of socket-outlet without accessory (≈)	3 kg	4.9 kg

Main options			
	Self-returning lid	IP40	IP40
	Inlet cap	IP66/IP67	IP66/IP67
	Switchgear control module	✓	✓
	Locking / padlocking	✓	✓
	Larger release button ("STOP")	Included	Included
	Electromagnetic compatibility (EMC)	✓	✓
	Automatic self-ejection	✓	Contact us

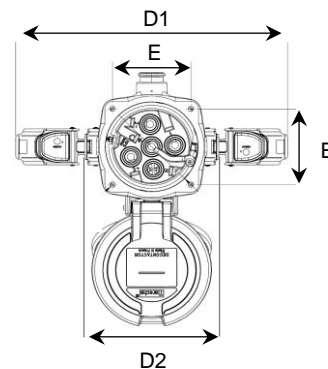
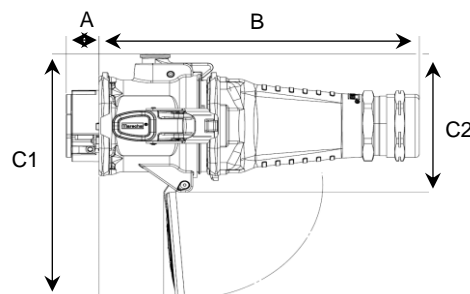
Mounting accessories			
	Metal sleeve: angle (°)	0/60	60
	Metal box: angle (°)	60	70
	Poly straight handle with built-in cable gland: range take (mm)	40 - 63	
	Elastomer straight handle with built-in cable gland: range take (mm)	25 - 49	
	Threaded poly straight handle	M63 - M75	
	Threaded metal straight handle	M50 - M75	
	Poly straight handle + separated poly cable gland: range take	35 - 48	
	Metal straight handle with built-in cable gland: range take (mm)	40 - 80	40 - 80
	Spacer: thickness (mm)	68/115	68/115

Spare parts			
	Inlet or socket-outlet interior moulding	✓	✓
	Inlet or socket-outlet contacts	✓	✓
	Inlet or socket-outlet colored gasket	✓	
	Inlet or socket-outlet casing	✓	✓
	Socket-outlet casing gasket	✓	✓

Catalog: Web link	Click !	Click !
-------------------	---------	---------



Dimensions



mm	DS2	DS4
A	36	90
B	353	526
C1	327	327
C2	184	185
D1	340	375
D2	158	183
E	98	98

- (a) European Regulation REACH: registration, evaluation, authorisation and restriction of chemicals
IEC/EN 60309-1 : "Plugs, socket-outlets and couplers for industrial purposes – Part 1: General requirements"
IEC/EN 60309-4 : "Plugs, socket-outlets and couplers for industrial purposes – Part 4: Switched socket-outlets and connectors with or without interlock"
IEC/EN 60947-3 : "Low-voltage switchgear and controlgear – Part 3: Switches, disconnectors, switch-disconnectors and fuse-combination units"
IEC/EN 61984 : "Connectors – Safety requirements and tests"
UL 1682 : "Plugs, Receptacles, and Cable Connectors of the Pin and Sleeve Type"
UL 2682 : "Outline of Investigation for Switch-Rated Plugs and Receptacles"
CSA C22.2 No 182,1-07 : "Plugs, Receptacles, and Cable Connectors of the Pin and Sleeve Type"
GB/T 11918.1 : "Plugs, socket-outlets and couplers for industrial purposes – Part 1: General requirements"

(b) In : Rated current as defined by the manufacturer

(c) Other frequency: contact us

(d) Contacts with silver-nickel tips (Ag/Ni 85/15)

(e) Number of voltage / frequency / grid, keying positions

(f) Auxiliaries contacts are located on the plug and socket-outlet sides. Pilot contacts are only located on the socket-outlet side

(g) For direct current applications : contact us

(h) IP : Degrees of protection provided by enclosures (IEC/EN 60529)

(i) IK : Degrees of protection provided by enclosures against mechanical impacts (IEC/EN 62262)

(j) Suitable for EMC environments: use of metallic housings and accessories, and cable gland with shielding recovery